



International Journal of Home Science

ISSN: 2395-7476
IJHS 2017; 3(2): 507-510
© 2017 IJHS
www.homesciencejournal.com
Received: 15-03-2017
Accepted: 16-04-2017

Madhuri Kamboj
Lecturer,
Department of Home Science
KVADAV College for Women,
Karnal, Haryana, India.

Manpreet Kaur
Assistant Professor
Department of Clothing and
Textile Government Home
Science College Chandigarh,
Punjab, India.

Designing of cotton lampshade with folding and colour blending technique

Madhuri Kamboj and Manpreet Kaur

Abstract

The main purpose of the study was to give opportunities to designer to explore new and trendy designs for the lampshades. It would also increase the variety and would provide the means for upliftment of the interior decoration. It will give recognition to lampshades in national and international market. This study has fulfilled its objective with high performance of appreciation. Cotton fabric was selected for designing of lampshades. New designs for lampshades were created by different paper folding and colour blending techniques. The staff and the students of Government Home Science College, (Department of Clothing and Textiles), Chandigarh were selected for the evaluation of Lampshades. Four designs were selected for the construction of lampshade. After construction acceptability and marketability of lampshades were assessed. All lampshades were extremely liked by the respondents. It is concluded from the study that the designs can be successfully incorporated in the market to give unique look to the interior.

Keywords: cotton, paper folding, colour blending, lampshade

1. Introduction

Art is not what you see, but what you make others see

Art create a beautiful environment in which to live, art becomes an essential part of our lives. Ability is involved in the appreciation as well as in the creation of works of art. Art is not something to be set apart for occasional use, such as visits to museums; rather, it is something to be applied to everything select. Most people are sensitive to their visual surrounding, and they want their homes to represent good style, distinguished design, and beauty as well as utility. Art and craft grew as a result of two needs of mankind: the utility and the need for beauty. The former resulted in the comparatively plain objects of utility, which served the needs of the common people.

The secret of home decoration comes from the art and craft of the home. Home is the place where one lives and spends the best time. Home and its interior are like a giant mirror which reflects the person's character, taste, aspirations and interests. Home is symbol of comfort and wellness, memories related to music, object, colors, people and decoration. Home interior decoration like music, printing, writing and sculpture, is a creative art and craft, in the same way that a composer combines notes to create a melody and an author links words to describes ideas, the decorator creates an interior by assembling furniture, carpets, curtains, lamps, pictures and accessories.

Lighting is an essential component of interior design. Apart from proving a feeling of safety and facilitating the performance of visual tasks, light in a domestic interior space aids in the creation of an appropriate visual environment. In the ancient time the natural lightening has available but in the modern era more impact can be created through artificial lightening. During day, the sun is the source of light and at the night the source of light must be artificial as a candle, lamps.

Artificial light can enhance the design and material in the home and create a living environment. Lamps are one of the most important sources of artificial lightening. The quantity and quality of light produced differs according to the type of lamp shades used. Today, lampshades function is practical as well as decorative. It can be made of different materials and they look very elegant. There are various types of lamp shades available, they all come in various shapes available, they all come in various shapes like conical, circular, cylindrical which can be placed on the floor, tabletops as well as the walls beyond practical

Correspondence
Manpreet Kaur
Assistant Professor
Department of Clothing and
Textile Government Home
Science College Chandigarh,
Punjab, India.

purpose, lamp shade are regarded a lot more for their decorative and aesthetic features today. Hand painting, printing, and flocking are familiar treatments on shades. Pleats, flutes, and swirls may be created with fabric, paper, or plastic. Bindings, trimming cords, laces, or fringe may also add a decorative and colorful note.

Cotton is a naturally grown fabric, light in weight and colour unless it is dyed. Being light in weight it's easy to pass the light hence; will not feel the heat as much. It is one of the world's most widely produced crops. Now-a-days cotton is also used to make home furnishing as well as home decoration. Cotton can be easily paint, dyed, colored blend by fabric acrylic colors from camel, since its colors are fixed simple by ironing and inter-mixable. They are easy and ready to use, stay fast and soft after several washes. They do not require any medium. All the need to require just dips the brush and start painting.

Aims and Objectives

- To study the origin and history of lampshades.
- To develop the different types of folding techniques.
- To create designs for lampshades using folding techniques.
- To construct preferred designs.
- To determine the marketability and consumer acceptance of final developed lampshades.

Significance

- The present study will be open a new dimension for interior designers.
- The new design will be added a charm effect in the home decoration.

2. Methodology

2.1. To Study about Lampshade and Folding Techniques

Libraries: - The researcher has visited various libraries to collect the information from books, journal and published as well as unpublished thesis.

Internet: - The websites on lamp shade were also search. These references were made the researcher aware of the types, shapes and development of lampshade.

2.2. Selection of Shapes

A survey was conducted for the leading lighting shops and furnishing houses of Chandigarh. The main aim of this survey was to select the most popular shape and size of lampshade in between the basic lamp shapes i.e. Drum, Coolie, Empire and Bell. A questionnaire was prepared and responses were noted down from the owner of the shops and customers of the shops about the prevailing or preferred shape.

2.3. Development of Color Combination Range

Colour Combination range was prepared conveniently as per the availability of Cotton colour in the market. Available colours were randomly arranged or combined to create colour combination range.

2.4. Designing of Lampshade Using Folding Techniques

Twenty techniques were created with selected colour combination. Top five techniques were taken for designing of lamp shades. Twenty designs were developed with selected colours combination under the categories. Designing was done with the help of Adobe Photoshop Software.

2.5. Development of Lampshade

2.5.1. Estimation of fabric: Frame was divided into four parts and measured from upper and bottom circles. Length was also measured and five inch fabric was taken for allowances on upper and bottom circle of the frame for the edge finishing of the lamp shade. According to length of the frame, fabric was cut in square which was equal in length and width.

2.5.2. Folding and tying: Fabric was folded according to the selected technique and was tied with the thread, after that colors was applied and left it to dry. Ironing was done for fixation of the colour and wrinkle free surface.

2.5.3. Marking and cutting: After ironing the fabric, marking and cutting were done carefully according to shape of frame with appropriate seam allowances.

2.5.4. Stitching and finishing: Final selected designs were prepared by joining all four panels of the fabric. Stitching was done carefully according to the measured frame. Frame was covered by the joining fabric properly. The finishing of shade was done with the help of hemming on the top and bottom of frame. Outside and inside finishing was also done carefully.

2.5.5. Costing: Before checking the marketability and consumer acceptability of the products, the cost of lampshade was estimated by adding the cost of frame, fabric, labor charges and color used. The total cost of products was then calculated. Sales price was calculated by adding 40% profit to the calculated cost price.

2.6. Finding the Marketability and Consumer Acceptability of Lampshade

2.6.1. Marketability: Marketability of the final products was checked by surveying leading furnishing houses and lighting shops of Chandigarh. The main aim of this survey was to seek their view point regarding the general appearance of the lampshade. The questionnaire was prepared and responses were noted down from the owner of the shops. The data was then calculated and analyzed.

2.6.2. Consumer acceptability: To check the consumer acceptability exhibition was put up for prospective buyer i.e. the girls and faculty of the Government Home Science College, Sec-10 Chandigarh. The finished lampshades were display along with their sale price. The visitors were asked to fill the performa. Responses of respondents were then coded and analyzed.

2.7. Analysis of the Data

1. **Coding:** Coding refers to the transformation of raw data into numeral values that the counting become easy. The data from the questionnaire was transformed into the coding sheets.
2. **Tabulation of data:** After coding the data was arranged in the form of tables. They are used in making comparisons between different classes.
3. **Diagrammatic representation:** It was used to represent data and knowledge by showing diagrams. For this study, pie charts and bar diagrams had been used for the inference of the result.

3. Results and Discussion

Assessments of consumer acceptability for lampshade 20 designs were developed. Paper folding and colour blending technique were used for the designing purpose. In this study, subjective analyses of lampshade shape, colour combination, folding techniques were evaluated by the respondents. 30 respondents were chosen to judge the design visually and ranks were given on the basis of the most appealing designs to next in order and so on. Each design was ranked according to the total scoring the result is given in tables.

Table 1: Selection of Shape: Survey was done for the selection of shades shapes.

S. No.	Shape Name	Percentage	Rank
1	Bell Shape	34%	1 st
2	Empire Shape	28%	2 nd
3	Coolie Shape	25%	3 rd
4	Drum Shape	13%	4 th

Table 2: Selection of Colour Combination for Lamp Shades

S. No.	Color Combination No.	Total Score	Rank
1	Color Combination No. 12	570	1 st
2	Color Combination No. 9	554	2 nd
3	Color Combination No. 15	520	3 rd
4	Color Combination No.13	495	4 th
5	Color Combination No. 14	459	5 th

Table 3: Selection of Folding Techniques for Lamp Shades

S. No.	Technique No.	Total Score	Rank
1	Technique No. 16	485	1 st
2	Technique No.3	413	2 nd
3	Technique No. 7	404	3 rd
4	Technique No. 13	386	4 th
5	Technique No. 11	373	5 th

Selection of Designs for Lamp Shades Cotton Lamp Shades Designs

Table 4: Category A

S. No.	Design No.	Total Score	Rank
1	Design No. 10	252	1 st
2	Design No. 4	211	2 nd
3	Design No. 6	182	3 rd
4	Design No. 5	180	4 th
5	Design No. 2	146	5 th

Table 5: Category B

S. No.	Design No.	Total Score	Rank
1	Design No. 2	239	1 st
2	Design No. 3	207	2 nd
3	Design No. 7	194	3 rd
4	Design No. 6	192	4 th
5	Design No. 10	188	5 th

3.5 Marketability of Lamp Shades

The results of marketability were as follow

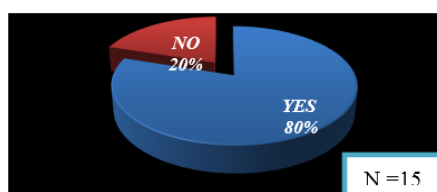


Fig 1: Distribution of responses of the shopkeeper on the basis of overall appearance of the Lamp Shade

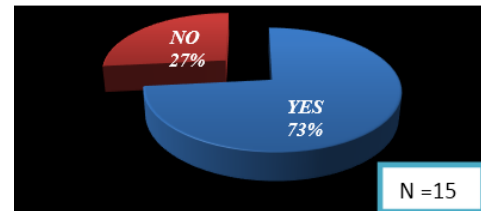


Fig 2: Distribution of responses of the shopkeeper on the basis of the colour combination of the lamp shades

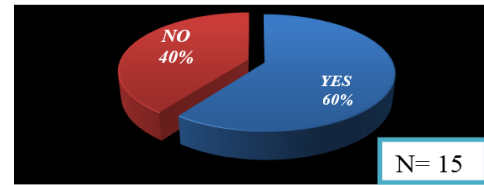


Fig 3: Distribution of responses of the shopkeeper on basis of their willingness to purchase the Lamp Shade or to place an order

3.6 Consumer Acceptability of Lamp Shades

To check the consumer acceptability of lamp shade, an exhibition was put and visitors were asked to fill the Performa. The results of consumer acceptability were as follow

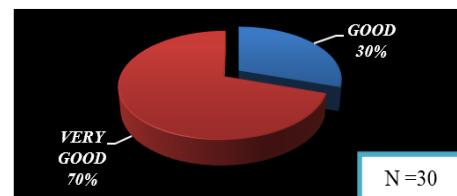


Fig 4: Distribution of responses of the consumer on the basis of appearance

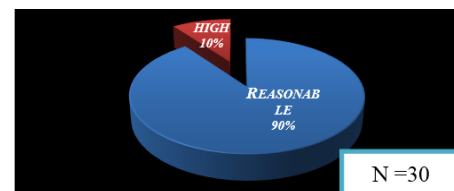


Fig 5: Distribution of responses of the consumer on the basis of quoted price of Lamp Shade

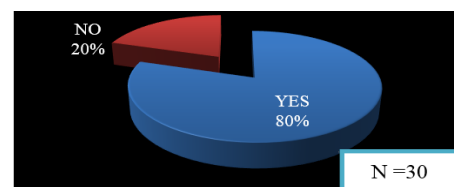


Fig 6: Distribution on the basis of their willingness to place an order for the Lamp Shades

Final Product (Cotton Lampshades)



Design 1



Design 2



Design 3



Design 4

accepted by the consumers and, they found them to be innovative, stylish and unique for home decoration. Thus it can be concluded that personal style and freedom of expression are driving forces in today's home decoration.

References

1. Bagri A. *Designing and construction of kitchen range using patch and appliqué work*. Govt. Home Science College, Chandigarh, India, 2014.
2. Khanna G. (*Art of interior design*. Indicia, 1999.
3. Melanie F. *Arts and designing in home* (1st ed.). California, Los Angeles, 1963, 56-60
4. Mullick P. *Text book of home science* (1st ed.). Aness Publishing, 1995, 30-35
5. Seetharaman P, Pannu P. *Interior design and decoration* (1st ed.), 2005, 119-147.
6. Shivani. *Designing and construction of footwear using knot craft macramé*. Govt. Home Science College, Chandigarh, India, 2013.

Conclusion

Lighting is main focus and important thing in home and people are increasingly attentive to the importance of lighting. Lamp shade is one of the main items in home decoration which fulfill the requirement of lighting in home. The beauty of lamp shade is that they can be used to compliment any room appearance as well as the exterior. Lamp shade is one of those dual purpose features which are used for lightning and to decorate the home.

There are countless styles and designs of lamp shade are available and stylish designs are also created to suit every home and mood. Lamp shade can be made out of glass, fabric or even paper held together with a wire frame and normally embellished with beautiful patterns or ornate trim but the folding technique used for designing introduced something unique and creative to the home makers and interior designers. This technique produces no fixed form or shape and neither geometrical nor floral designs but look different and unique from others. This technique are easy to handle, easy to practice at home from others techniques and inexpensive too. The effect of folding technique on cotton lamp shade was very graceful. The lamp shades were well